


RonaDeck UV Wet Pour Rubber Granule Surfacing

Resin bound rubber granule soft feel surfacing and shockpad for pedestrian traffic



FEATURES

- Permeable
- UV stable—non yellowing resin
- Soft and safe underfoot
- Suitable for pool surrounds, play areas and other leisure applications
- Installed by approved contractors
- Slip resistant
- Absorbs impact
- Absorbs noise
- Choice of attractive colours

Description

RonaDeck UV Wet Pour Rubber Granule Surfacing is a resin bound rubber granule surfacing for pedestrian traffic. It is used to create flexible seamless safety surfaces which absorb sound and impact. A solid edging should be installed as necessary to protect edges. RonaDeck UV Wet Pour Rubber Granule Shockpad is a base layer for absorbing impact below and around play equipment. The system must be laid onto a sound stable and solid base; concrete is the preferred substrate, the system may be applied to asphalt concrete but there is a risk of migratory staining from the bitumen binder. It is suitable for applications in areas such as playgrounds, surrounds and golfing environments.

Mix Design (Surfacing)	RonaDeck UV Wet Pour Rubber Granule Surfacing RonaDeck Rubber Granules	1 x 10kg 2 x 25kg
Performance Data (Surfacing)	Minimum Thickness Traffic after Slip Resistance* Coverage per batch @ 15mm Coverage per batch @ 20mm	15mm 24 hours @ 20°C Low risk 3.4m² 2.55m²
Mix Design (Shockpad)	RonaDeck UV Wet Pour Rubber Granule Shockpad RonaDeck Rubber Granules (2-6mm)	1 x 6kg 2 x 25kg
Performance Data (Shockpad)	Minimum thickness Apply topping after Coverage per batch @ 25mm Coverage per batch @ 30mm	25mm 4-24 hours @ 20°C 2.5m² 2.1m²

Coverage is theoretical and will vary when applied to undulating surfaces and according to compaction. This can also vary from batch to batch. Coverage rates

RonaDeck UV Wet Pour Rubber Granule Surfacing

Resin bound rubber granule soft feel surfacing and shockpad for pedestrian traffic

can be assessed by practical trials on representative areas of structure and these are recommended in all situations

* Slip resistance tested using SlipAlert testing apparatus. Detailed Pendulum Test Values can be obtained through the Ronacrete Technical Department.

Traffic

RonaDeck UV Wet Pour Rubber Granule Surfacing is designed for foot traffic. Vehicle traffic, heavy impact, high point and shear loading will damage the surface and may result in failure.

Resin

RonaDeck UV Wet Pour Rubber Granule Surfacing is UV resistant, it will not yellow on exposure to UV light. This is a more attractive option than other types of resin which can yellow and dramatically alter the appearance of the finished surface.

Rubber Granules

The performance and appearance of the finished surface is not only dependent on the resin but also on the rubber granules. The RonaDeck UV Wet Pour Rubber Granule Surfacing blends have been designed to achieve strength, resilience, porosity and decoration. Blended granules can be supplied pre-bagged by Ronacrete Ltd or can be blended on site by the contractor following the guide mixes issued by Ronacrete.

Appearance

The appearance of samples and of materials supplied by Ronacrete are based on the colour, shade and grading of individual rubber granules supplied to Ronacrete by its suppliers. The appearance may vary from batch to batch.

Maintenance

It is possible to repair localised damage by cutting out and replacing, ideally using the same blend as originally supplied. Ageing and weathering of the original may prevent an invisible repair. "Picking out" of some rubber granules is possible but is likely to be minimal and localised. Any major loss of rubber granules should be reported.

Contractors

RonaDeck UV Wet Pour Rubber Granule Surfacing is a specialist product and must only be applied by specialist applicators. Do not apply or allow it to be applied by contractors who do not possess the necessary skills and experience.

Construction of Base

Only apply to a suitable substrate which is capable of supporting, restraining and bearing the weight of the traffic load. The best substrate is a well designed and constructed concrete; asphalt concrete may be used but there is a risk of migratory staining from the bitumen binder. Application to other surfaces may result in failure. If you are unsure of the substrate and its suitability to receive RonaDeck UV Wet Pour Rubber Granule Surfacing, do not proceed. RonaDeck UV Wet Pour Rubber Granule Surfacing is a thin layer of 15mm minimum thickness or more. It may therefore mirror and reflect any surface unevenness. Substrates should therefore be levelled or smoothed prior to application to avoid

RonaDeck UV Wet Pour Rubber Granule Surfacing

Resin bound rubber granule soft feel surfacing and shockpad for pedestrian traffic

Construction of Base (continued)

this. The substrate must be completely dry and free from any contamination for example, grease or oil.

Instructions for Use

1. Only use clean, dried and dust free, rubber granules which are suitable for this use.
2. Ensure that the mixing station is fully waterproof when rain is expected, discontinue mixing when fog or mist are anticipated. Light rain on the surface of the system is unlikely to damage or affect the surface, see later reference to application in rainy conditions.
3. Only apply to a sound solid base.
4. Place 50kg of RonaDeck Rubber Granules (2-6mm) for the shockpad into a clean, dry, forced action mixer, the mixer capacity must be no less than 120 litres.
5. Scrape all of the contents of RonaDeck UV Wet Pour Rubber Granule Shockpad resin Part B into the larger Part A container (6kg pack weight) and mix with a drill and helical paddle mixer attachment for 60 seconds. Keep mixing time to a minimum to reduce heat generation which will reduce working time.
6. Immediately add the mixed resin to the rubber granules in the mixer. Mix the rubber granules and resin together until all the granules are evenly coated with resin. Keep mixing time to a minimum to reduce heat generation which will reduce working time.
7. Discharge the mix onto the prepared surface, level and smooth. Excessive compaction will reduce permeability.
8. Allow to cure at 20°C on a rising thermometer and protect against rain damage for 1 - 2 hours (see Rain during application) and apply RonaDeck UV Wet Pour Rubber Granule Surfacing when the shockpad is sufficiently firm to avoid damage.
9. Place 50kg of RonaDeck Rubber Granules(1-4mm) for the surfacing into a clean, dry, forced action mixer, the mixer capacity must be no less than 120 litres.
10. Scrape all of the contents of RonaDeck UV Wet Pour Rubber Granule Surfacing resin Part B into the larger Part A container (10kg pack weight) and mix with a drill and helical paddle mixer attachment for 60 seconds. Keep mixing time to a minimum to reduce heat generation which will reduce working time.
11. Immediately add the mixed resin to the rubber granules in the mixer. Mix the rubber granules and resin together until all the granules are evenly coated with resin. Keep mixing time to a minimum to reduce heat generation which will reduce working time.
12. Discharge the mix onto the prepared surface, level and smooth. Excessive compaction will reduce permeability.
13. Finish the surface with a suitable (metal) float and ensure that the surface is completely flat. Avoid excessive use of the float as this may cause picking out of the granules; protruding rubber granules will tear and damage the system. Lightly wetting the float with RonaDeck Resin Trowel Finishing Aid will assist in achieving a smooth surface finish.
14. Allow to cure at 20°C on a rising thermometer and protect against rain damage for 1 - 2 hours (see Rain during application) and open to traffic as described in Traffic.

RonaDeck UV Wet Pour Rubber Granule Surfacing

Resin bound rubber granule soft feel surfacing and shockpad for pedestrian traffic

Working Temperatures

RonaDeck UV Wet Pour Rubber Granule Surfacing and Shockpad resins are rapid setting and rapid curing. Pot life and working time will be affected by temperature including material, air and substrate temperature. At temperatures above 25°C the pot life and working time may be insufficient to allow proper application. Work should therefore not proceed when product, air temperature exceed 25°C. At low temperatures the resin will not flow sufficiently to achieve a smooth finish and work should not proceed when air and material temperature is below 5°C. Whilst it is possible to mix and apply at temperatures down to 0°C, the cure rate and rate of strength gain will be retarded; the surface must not be trafficked until it has gained sufficient strength.

Rain During Application

Light rain on the surface of the system is unlikely to cause damage to or affect the surface. Heavy rain is likely to spoil the appearance of the surface and very heavy rain may cause failure. Therefore application during rain or when rain is anticipated during the cure period is not recommended. Note that application to a damp substrate will reduce bond strength. Unmixed granules must be kept dry at all times.

Shelf Life and Storage

Shelf life of RonaDeck UV Wet Pour Rubber Granule resins is 6 months. Rubber granules have an unlimited shelf life. Store materials in clean, dry, frost free warehouse conditions away from sunlight between 5°C and 25°C.

Health and Safety

Refer to Safety Data Sheet.

Site Attendance

When on site Ronacrete representatives are able, if asked, to give a general indication of the correct method of installing a Ronacrete product. It is important to bear in mind that Ronacrete Ltd is a manufacturer and not an application contractor and it is therefore the responsibility of the contractor and his employer to ensure he is aware of and implements the correct practices and procedures to ensure the correct installation of the product and that liability for its correct installation lies with the contractor and not with Ronacrete Ltd.

RonaDeck UV Wet Pour Rubber Granule Surfacing


Resin bound rubber granule soft feel surfacing and shockpad for pedestrian traffic



Apple Green



Beige



Black



Brown




Earth Yellow



Eggshell



Forest Green



Light Blue



Navy Blue



Orange



Purple



Red



White



Yellow

The information detailed in this leaflet is liable to modification from time to time in the light of experience and of normal product application, and before using, customers are advised to check with Ronacrete Ltd, quoting the reference number, that they possess the latest issue. Any person or company using the product without first making further enquiries as to the suitability of the product for the intended use does so at his own risk, and Ronacrete Ltd can accept no responsibility for the performance of the product, or for any loss or damage arising out of such use.